


Introductory sub-table (I)(a)

Name of the Company: Olympic Oil Industries Limited			
Scrip Code, Name of the scrip, class of security: 507609, OLYOI, Equity			
Quarter ended: 30th June, 2013			
Partly paid-up shares:-	No. of partly paid-up shares	As a % of total no. of partly paid-up shares	As a % of total no. of shares of the company
Held by promoter/promoter group	Nil	Nil	Nil
Held by public	Nil	Nil	Nil
Total - D	0	Nil	Nil
Outstanding convertible securities:-	No. of outstanding securities	As a % of total no. of outstanding convertible securities	As a % of total no. of shares of the company, assuming full conversion of the convertible securities
Held by promoter/promoter group	Nil	Nil	Nil
Held by public	Nil	Nil	Nil
Total - E	0	Nil	0
Warrants:-	No. of warrants	As a % of total no. of warrants	As a % of total no. of shares of the company, assuming full conversion of warrants
Held by promoter/promoter group	Nil	Nil	Nil
Held by public	0	100%	
Total - F	0	Nil	0.00
Total paid-up capital of the company, assuming full conversion of warrants and convertible securities (Grand Total (A+B+C)+ D+E+F)		2854000	100



Statement Showing Shareholding Pattern


Category code	Category of Shareholder	Number of Shareholders	Table (I)(a)		Total shareholding as a percentage of total number of shares		Shares Pledged or otherwise encumbered	
			Total number of shares	Number of shares held in dematerialized form	As a percentage of (A+B) ¹	As a percentage of (A+B+C)	Number of shares	As a percentage
(I)	(II)	(III)	(IV)	(V)	(VI)	(VII)	(VIII)	(IX) = (VIII)/(IV)*100
(A)	Shareholding of Promoter and							
1	Indian							
(a)	Individuals/ Hindu Undivided Family							
		7	548660	542060	18.03	18.03	0	0.00
(b)	Central Government/ State Government(s)	0	0	0	0.00	0.00	0	0.00
(c)	Bodies Corporate	0	0	0	0.00	0.00	0	0.00
(d)	Financial Institutions/ Banks	0	0	0	0.00	0.00	0	0.00
(e)	Any Others(Specify)	0	0	0	0.00	0.00	0	0.00
(e-i)								
(e-ii)								
	Sub Total(A)(1)	7	548660	542060	18.03	18.03	0	0.00
2	Foreign							



(a)	Bodies Corporate	5	311850	311850	10.93	10.93		
(b)	Individuals				0.00	0.00		
I	Individuals -i. Individual shareholders holding nominal share capital up to Rs 1 lakh	297	135770	19200	4.76	4.76		
II	ii. Individual shareholders holding nominal share capital in excess of Rs. 1 lakh.	35	1857720	1675520	65.09	65.09		
(c)	Any Other (specify)				0.00	0.00		
(c-i)	NRI's	0	0	0	0.00	0.00		
(c-ii)					0.00	0.00		
	Sub-Total (B)(2)	337	2305340	2006570	80.78	80.78		
(B)	Total Public Shareholding (B)= (B)(1)+(B)(2)	337	2305340	2006570	80.78	80.78		
	TOTAL (A)+(B)	344	2854000	2548630	100.00	100.00		
(C)	Shares held by Custodians and against which Depository Receipts have been issued							
1	Promoter and Promoter Group	0	0	0		0.00		0.00
2	Public					0.00		
	Sub-Total (C)	0	0	0		0	0	
	GRAND TOTAL (A)+(B)+(C)	344	2854000	2548630		100.00	0	0.00



a	Individuals (Non-Residents Individuals/ Foreign Individuals)	0	0	0	0.00	0.00	0	0.00
b	Bodies Corporate	0	0	0	0.00	0.00	0	0.00
c	Institutions	0	0	0	0.00	0.00	0	0.00
d	Any Others(Specify)	0	0	0	0.00	0.00	0	0.00
d-i					0.00	0.00		0.00
d-ii					0.00	0.00		0.00
	Sub Total(A)(2)	0	0	0	0.00	0.00	0	0.00
	Total Shareholding of Promoter and	7	548660	542060	18.03	18.03	0	0.00
(B)	Public shareholding							
1	Institutions							
(a)	Mutual Funds/ UTI	0	0	0	0.00	0.00		
(b)	Financial Institutions / Banks	0	0	0	0.00	0.00		
(c)	Central Government/ State Government(s)	0	0	0	0.00	0.00		
(d)	Venture Capital Funds	0	0	0	0.00	0.00		
(e)	Insurance Companies	0	0	0	0.00	0.00		
(f)	Foreign Institutional Investors	0	0	0	0.00	0.00		
(g)	Foreign Venture Capital Investors	0	0	0	0.00	0.00		
(h)	Any Other (specify)	0	0	0	0.00	0.00		
(h-i)					0.00	0.00		
(h-ii)					0.00	0.00		
	Sub-Total (B)(1)	0	0	0	0.00	0.00		
B 2	Non-institutions							



**(I)(b) Statement showing Shareholding of persons belonging to the category
“Promoter and Promoter Group”**

Sr. No.	Name of the shareholder	Total shares held		Shares pledged or otherwise encumbered		
		Number of shares	As a % of grand total (A)+(B)+(C)	Number	As a percentage	As a % of grand total (A)+(B)+(C) of sub-clause (I)(a)
(I)	(II)	(III)	(IV)	(V)	(VI)=(V)/(III)*100	(VII)
1	Sunil Verma	280220	9.82	0	0.00	0.00
2	Nilima U Desai	36100	1.26	0	0.00	0.00
3	Uday Jayant Desai	191640	6.71	0	0.00	0.00
4	Sujay U Desai	40700	1.43	0	0.00	0.00
5			0.00			
6			0.00			
7			0.00			
8			0.00			
9			0.00			
10			0.00			
11			0.00			
			0.00			
TOTAL		548660	19.22	0	0.00	0.00



(I)(c) Statement showing Shareholding of persons belonging to the category “Public” and holding more than 5% of the total number of shares

Sr. No.	Name of the shareholder	Number of shares	Shares as a percentage of total number of shares {i.e., Grand Total (A)+(B)+(C) indicated in Statement at para (I)(a) above}
1			
		NIL	




(I)(c) **Statement showing Shareholding of persons belonging to the category
“Public” and holding more than 1% of the total number of shares**

Sr. No.	Name of the shareholder	Number of shares	Shares as a percentage of total number of shares (i.e., Grand Total (A)+(B)+(C) indicated in Statement at para (I)(a) above}
1	Anil Kishanchand Dharampal	46200	1.62
2	Manjeet Kumar	40000	1.40
3	Ajay Verma	90000	3.15
4	Ritu Rastogi	88000	3.08
5	Vineet Kumar Pandey	80200	2.81
6	Arvind Srivastava	80000	2.80
7	Hemant Rasiklal Kamodia	80000	2.80
8	Ramesh Vishwakarma	80000	2.80
9	Atul Rastogi	78800	2.76
10	Ram Prakash Mishra	78760	2.76
11	Atul Kumar Trivedi	73600	2.58
12	Nagendra Shukla	70000	2.45
13	Ajay Mehrotra	69000	2.42
14	Rashmi Tiwari	68000	2.38
15	Teena Agarwal	60000	2.10
16	Madhu Agarwal	60000	2.10
17	Niraj Jitendra Kumar Kamodia	60000	2.10
18	Saurabh Verma	60000	2.10
19	Gopal Saxena	56600	1.98
20	Yamini Trivedi	56000	1.96
21	Rakesh Kumar	50000	1.75
22	Rajendra Prasad Yadav	50000	1.75
23	Anita Sangneria	48600	1.70
24	Sachin Kumar Verma	46000	1.61
25	Suresh Pandya	40000	1.40
26	Yogaindar Kumar Gupta	30000	1.05
27	Ashish Agarwal	30000	1.05
28	Manish Agarwal	30000	1.05
29	Amit Kumar Agarwal HUF	30000	1.05
30	Mini Singh	30000	1.05
31	Aditi Malaviya	30000	1.05
32	Nextgen Entertainment Private Limited	140000	4.91
33	J. U. D Trading Private Limited	140000	4.91
34	Epoch Synthetics Private Limited	29800	1.04
	Total	2099560	73.57



(I)(d) Statement showing details of locked-in shares

Sr. No.	Name of the shareholder	Number of locked-in shares	Locked-in shares as a percentage of total number of shares {i.e., Grand Total (A)+(B)+(C) indicated in Statement at para (I)(a) above}
1	Sujay U Desai	5900	0.21
2	Sunil Verma	29400	1.03
TOTAL		35300	1.24



(II)(a) Statement showing details of Depository Receipts (DRs)

Sr. No.	Type of outstanding DR (ADRs, GDRs, SDRs, etc.)	Number of outstanding DRs	Number of shares underlying outstanding DRs	Shares underlying outstanding DRs as a percentage of total number of shares {i.e., Grand Total (A)+(B)+(C) indicated in Statement at para (I)(a) above}
1				0.00
2				0.00
3				0.00
4				0.00
5	Not-Applicable			
6				0.00
7				0.00
8				0.00
9				0.00
TOTAL		0	0	0.00



(II)(b) Statement showing holding of Depository Receipts (DRs), where underlying shares held by "promoter/promoter group" are in excess of 1% of the total number of shares

Sr. No.	Name of the DR Holder	Type of outstanding DR (ADRs, GDRs, SDRs, etc.)	Number of shares underlying outstanding DRs	Shares underlying outstanding DRs as a percentage of total number of shares {i.e., Grand Total (A)+(B)+(C) indicated in Statement at para (I)(a) above}
1				0.00
2				0.00
3				0.00
4				0.00
5	Not-Applicable			
6				0.00
7				0.00
8				0.00
9				0.00
TOTAL			0	0.00



Sr.No	Notes
1	
2	
3	
4	
5	
6	
7	
8	
9	

